




 Municípios	Estimativa Receita 2023 (impostos)	Complementação VAAT 2023	Complementação VAAR 2023	Estimativa Total Receita 2023 (impostos+VAAT+VAAF+VAAR)	Arrecadação 2022	Comparativo 22-23
ABADIA DE GOIAS	16.986.543,34	-	-	16.986.543,34	17.311.317,47	-1,88%
ABADIANIA	7.694.905,82	-	-	7.694.905,82	8.171.177,11	-5,83%
ACREUNA	13.200.925,75	-	199.821,38	13.400.747,13	13.276.379,51	0,94%
ADELANDIA	1.346.573,31	-	-	1.346.573,31	1.474.584,34	-8,68%
AGUA FRIA DE GOIAS	3.673.215,34	-	-	3.673.215,34	3.904.981,54	-5,94%
AGUA LIMPA	1.539.262,87	-	16.401,88	1.555.664,75	1.389.106,92	11,99%
AGUAS LINDAS DE GOIAS	127.957.142,37	468.140,93	1.535.103,86	129.960.387,16	134.625.744,14	-3,47%
ALEXANIA	19.857.448,90	-	463.039,35	20.320.488,25	19.532.123,17	4,04%
ALOANDIA	236.072,89	-	3.178,59	239.251,48	378.962,74	-36,87%
ALTO HORIZONTE	8.646.240,15	-	-	8.646.240,15	8.958.888,70	-3,49%
ALTO PARAISO DE GOIAS	6.378.193,77	-	-	6.378.193,77	6.056.199,57	5,32%
ALVORADA DO NORTE	7.526.161,60	-	162.830,20	7.688.991,80	8.612.992,14	-10,73%
AMARALINA	2.163.250,30	-	-	2.163.250,30	2.253.226,04	-3,99%
AMERICANO DO BRASIL	2.979.363,87	-	-	2.979.363,87	3.184.179,28	-6,43%
AMORINOPOLIS	1.598.421,95	-	-	1.598.421,95	1.755.590,29	-8,95%
ANAPOLIS	217.803.443,09	-	2.628.987,12	220.432.430,21	224.163.575,37	-1,66%
ANHANGUERA	686.808,73	-	9.722,27	696.531,00	633.770,91	9,90%
ANICUNS	8.238.324,21	-	92.410,91	8.330.735,12	8.456.342,84	-1,49%
APARECIDA DE GOIANIA	290.169.081,31	-	4.116.903,40	294.285.984,71	295.085.864,05	-0,27%
APARECIDA DO RIO DOCE	3.736.036,65	-	54.671,89	3.790.708,54	3.801.838,03	-0,29%
APORE	4.385.941,38	-	-	4.385.941,38	4.165.171,65	5,30%
ARACU	1.763.503,95	-	-	1.763.503,95	1.734.641,34	1,66%
ARAGARCAS	12.886.537,51	82.101,35	314.356,15	13.282.995,01	14.107.464,47	-5,84%
ARAGOIANIA	7.428.689,97	-	-	7.428.689,97	8.471.136,94	-12,31%
ARAGUAPAZ	4.555.530,74	-	57.221,22	4.612.751,96	4.940.188,28	-6,63%
ARENOPOLIS	2.433.410,09	-	-	2.433.410,09	2.346.871,02	3,69%
ARUANA	5.797.026,25	-	-	5.797.026,25	5.709.203,43	1,54%
AURILANDIA	1.347.700,15	-	-	1.347.700,15	1.454.380,56	-7,34%


 Municípios	Estimativa Receita 2023 (impostos)	Complementação VAAT 2023	Complementação VAAR 2023	Estimativa Total Receita 2023 (impostos+VAAT+VAAF+VAAR)	Arrecadação 2022	Comparativo 22-23
AVELINOPOLIS	2.573.138,19	-	34.193,60	2.607.331,79	2.653.932,83	-1,76%
BALIZA	1.682.371,50	-	-	1.682.371,50	1.955.487,06	-13,97%
BARRO ALTO	12.078.030,10	-	277.687,09	12.355.717,19	12.754.606,01	-3,13%
BELA VISTA DE GOIAS	14.950.062,50	-	156.931,38	15.106.993,88	15.990.257,56	-5,52%
BOM JARDIM DE GOIAS	3.739.417,17	-	-	3.739.417,17	3.917.242,51	-4,54%
BOM JESUS	18.347.765,56	-	276.962,70	18.624.728,26	19.547.256,85	-4,72%
BONFINOPOLIS	7.177.404,75	222.673,40	-	7.400.078,15	7.027.667,78	5,30%
BONOPOLIS	2.075.075,10	-	-	2.075.075,10	2.020.473,16	2,70%
BRAZABRANTES	2.313.965,09	-	-	2.313.965,09	2.550.614,92	-9,28%
BRITANIA	4.856.960,32	-	132.768,36	4.989.728,68	5.347.161,83	-6,68%
BURITI ALEGRE	6.482.426,43	-	-	6.482.426,43	6.965.125,66	-6,93%
BURITI DE GOIAS	1.921.824,91	-	-	1.921.824,91	2.140.791,70	-10,23%
BURITINOPOLIS	2.957.108,78	-	37.517,66	2.994.626,44	3.481.800,06	-13,99%
CABECEIRAS	4.756.108,19	-	105.931,62	4.862.039,81	4.940.340,31	-1,58%
CACHOEIRA ALTA	7.741.951,38	-	-	7.741.951,38	7.845.607,03	-1,32%
CACHOEIRA DE GOIAS	623.142,29	-	-	623.142,29	860.726,90	-27,60%
CACHOEIRA DOURADA	6.061.270,14	-	-	6.061.270,14	6.366.550,70	-4,80%
CACU	9.931.682,40	-	-	9.931.682,40	10.780.613,09	-7,87%
CAIAPONIA	8.340.866,61	-	-	8.340.866,61	8.543.565,45	-2,37%
CALDAS NOVAS	62.713.975,46	-	-	62.713.975,46	63.533.804,03	-1,29%
CALDAZINHA	2.553.418,50	-	-	2.553.418,50	2.740.169,77	-6,82%
CAMPESTRE DE GOIAS	3.240.227,23	-	-	3.240.227,23	3.202.254,59	1,19%
CAMPINACU	3.443.058,35	-	-	3.443.058,35	3.569.324,53	-3,54%
CAMPINORTE	6.574.263,86	-	-	6.574.263,86	6.184.612,01	6,30%
CAMPO ALEGRE DE GOIAS	5.304.033,93	-	-	5.304.033,93	5.202.227,29	1,96%
CAMPO LIMPO DE GOIAS	5.395.871,36	-	120.881,61	5.516.752,97	6.047.152,02	-8,77%
CAMPOS BELOS	16.154.654,01	-	175.972,00	16.330.626,01	18.091.908,58	-9,74%
CAMPOS VERDES	2.271.708,61	-	26.462,65	2.298.171,26	2.697.006,57	-14,79%
CARMO DO RIO VERDE	5.326.570,72	-	-	5.326.570,72	6.111.472,61	-12,84%


 Municípios	Estimativa Receita 2023 (impostos)	Complementação VAAT 2023	Complementação VAAR 2023	Estimativa Total Receita 2023 (impostos+VAAT+VAAF+VAAR)	Arrecadação 2022	Comparativo 22-23
CASTELANDIA	2.248.044,97	-	-	2.248.044,97	2.091.912,53	7,46%
CATALAO	52.717.781,49	-	-	52.717.781,49	53.311.044,50	-1,11%
CATURAI	2.762.447,24	-	29.280,62	2.791.727,86	3.095.672,78	-9,82%
CAVALCANTE	7.426.999,71	-	-	7.426.999,71	7.470.580,41	-0,58%
CERES	10.960.768,65	-	-	10.960.768,65	11.070.421,97	-0,99%
CEZARINA	4.296.639,34	-	-	4.296.639,34	4.673.258,62	-8,06%
CHAPADAO DO CEU	17.711.101,20	-	-	17.711.101,20	18.164.058,83	-2,49%
CIDADE OCIDENTAL	82.895.954,16	7.790.597,05	2.276.362,52	92.962.913,73	88.964.198,62	4,49%
COCALZINHO DE GOIAS	17.374.457,87	-	413.977,35	17.788.435,22	17.889.885,36	-0,57%
COLINAS DO SUL	2.875.694,62	-	36.980,01	2.912.674,63	3.219.960,32	-9,54%
CORREGO DO OURO	1.394.463,99	-	-	1.394.463,99	1.308.111,56	6,60%
CORUMBA DE GOIAS	4.250.720,63	-	46.700,14	4.297.420,77	4.531.752,44	-5,17%
CORUMBAIBA	7.208.111,12	-	-	7.208.111,12	4.531.752,44	59,06%
CRISTALINA	58.000.123,76	-	829.103,78	58.829.227,54	57.444.552,05	2,41%
CRISTIANOPOLIS	4.098.879,00	-	-	4.098.879,00	3.789.458,47	8,17%
CRIXAS	8.971.333,37	-	-	8.971.333,37	10.495.848,67	-14,52%
CROMINIA	2.365.799,71	-	-	2.365.799,71	2.446.138,01	-3,28%
CUMARI	1.244.030,91	-	15.070,14	1.259.101,05	1.021.630,22	23,24%
DAMIANOPOLIS	1.965.771,66	-	58.375,02	2.024.146,68	2.360.899,52	-14,26%
DAMOLANDIA	1.618.141,65	-	-	1.618.141,65	1.676.256,80	-3,47%
DAVINOPOLIS	1.355.024,61	-	15.374,12	1.370.398,73	1.442.597,16	-5,00%
DIORAMA	1.256.707,85	-	13.712,52	1.270.420,37	1.279.336,04	-0,70%
DIVINOPOLIS DE GOIAS	3.703.358,30	-	40.186,71	3.743.545,01	3.693.429,26	1,36%
DOVERLANDIA	5.027.394,81	-	-	5.027.394,81	5.229.391,23	-3,86%
EDEALINA	3.861.679,26	-	-	3.861.679,26	4.235.055,38	-8,82%
EDEIA	6.841.043,13	-	-	6.841.043,13	7.234.735,11	-5,44%
ESTRELA DO NORTE	2.686.385,57	-	68.273,71	2.754.659,28	3.063.077,80	-10,07%
FAINA	3.802.801,89	-	-	3.802.801,89	4.236.774,19	-10,24%
FAZENDA NOVA	2.525.529,22	-	-	2.525.529,22	2.162.425,33	16,79%

 Municípios	Estimativa Receita 2023 (impostos)	Complementação VAAT 2023	Complementação VAAR 2023	Estimativa Total Receita 2023 (impostos+VAAT+VAAF+VAAR)	Arrecadação 2022	Comparativo 22-23
FIRMINOPOLIS	4.404.252,52	-	-	4.404.252,52	4.409.584,51	-0,12%
FLORES DE GOIAS	8.328.471,38	-	-	8.328.471,38	8.862.746,94	-6,03%
FORMOSA	79.843.064,01	-	1.955.368,73	81.798.432,74	81.879.099,98	-0,10%
FORMOSO	2.608.070,22	-	-	2.608.070,22	2.702.545,50	-3,50%
GAMELEIRA DE GOIAS	4.121.415,79	-	-	4.121.415,79	4.320.698,33	-4,61%
GOIANAPOLIS	8.328.471,38	-	97.008,00	8.425.479,38	8.519.243,05	-1,10%
GOIANDIRA	3.684.202,02	102.342,48	-	3.786.544,50	3.917.119,26	-3,33%
GOIANESIA	45.032.172,09	-	536.568,12	45.568.740,21	45.548.016,80	0,05%
GOIANIA	664.182.352,29	-	14.943.828,01	679.126.180,30	694.696.728,79	-2,24%
GOIANIRA	48.292.400,72	7.246.432,79	743.771,40	56.282.604,91	53.423.274,02	5,35%
GOIAS	10.402.137,93	-	104.242,62	10.506.380,55	11.243.834,94	-6,56%
GOIATUBA	19.276.844,80	-	-	19.276.844,80	20.072.735,85	-3,97%
GOUVELANDIA	3.237.410,13	-	-	3.237.410,13	3.398.341,31	-4,74%
GUAPO	11.613.772,19	-	-	11.613.772,19	11.596.658,37	0,15%
GUARAITA	1.094.724,66	-	-	1.094.724,66	1.347.461,33	-18,76%
GUARANI DE GOIAS	2.904.429,03	-	-	2.904.429,03	3.411.769,89	-14,87%
GUARINOS	1.183.463,28	-	-	1.183.463,28	1.086.741,10	8,90%
HEITORAI	2.211.422,69	-	-	2.211.422,69	1.927.726,93	14,72%
HIDROLANDIA	22.198.739,85	-	477.169,86	22.675.909,71	20.788.463,12	9,08%
HIDROLINA	1.822.663,03	-	45.518,97	1.868.182,00	1.801.224,53	3,72%
IACIARA	7.284.454,51	-	171.152,14	7.455.606,65	8.156.125,70	-8,59%
INACIOLANDIA	5.533.909,21	-	-	5.533.909,21	6.121.125,48	-9,59%
INDIARA	13.806.038,61	-	-	13.806.038,61	15.483.785,22	-10,84%
INHUMAS	28.067.038,70	-	305.276,26	28.372.314,96	29.064.292,98	-2,38%
IPAMERI	19.876.041,75	-	-	19.876.041,75	20.448.475,85	-2,80%
IPIRANGA DE GOIAS	1.844.072,99	-	40.267,51	1.884.340,50	1.937.661,47	-2,75%
IPORA	17.501.790,74	-	418.867,77	17.920.658,51	17.121.659,57	4,67%
ISRAELANDIA	1.144.305,60	-	-	1.144.305,60	1.203.982,12	-4,96%
ITABERAI	34.925.266,13	-	-	34.925.266,13	33.070.776,22	5,61%

 Municípios	Estimativa Receita 2023 (impostos)	Complementação VAAT 2023	Complementação VAAR 2023	Estimativa Total Receita 2023 (impostos+VAAT+VAAF+VAAR)	Arrecadação 2022	Comparativo 22-23
ITAGUARI	3.164.728,98	-	-	3.164.728,98	3.550.148,80	-10,86%
ITAGUARU	2.373.124,17	-	-	2.373.124,17	2.383.896,88	-0,45%
ITAJA	3.075.145,23	-	-	3.075.145,23	3.304.706,44	-6,95%
ITAPACI	15.012.883,80	616.638,23	183.460,00	15.812.982,03	14.378.513,99	9,98%
ITAPIRAPUA	4.483.131,29	-	-	4.483.131,29	5.559.560,53	-19,36%
ITAPURANGA	11.922.807,95	-	270.420,78	12.193.228,73	12.900.953,72	-5,49%
ITARUMA	3.890.695,38	-	-	3.890.695,38	4.076.775,89	-4,56%
ITAUCU	4.513.274,25	-	56.441,27	4.569.715,52	5.057.331,98	-9,64%
ITUMBIARA	82.762.423,67	-	834.886,38	83.597.310,05	83.872.455,65	-0,33%
IVOLANDIA	848.791,92	-	-	848.791,92	813.337,33	4,36%
JANDAIA	3.056.552,38	-	66.773,66	3.123.326,04	4.074.721,12	-23,35%
JARAGUA	25.367.976,18	-	-	25.367.976,18	26.200.134,97	-3,18%
JATAI	66.772.569,94	-	1.559.230,77	68.331.800,71	64.262.914,67	6,33%
JAUPACI	1.582.082,78	-	-	1.582.082,78	1.744.395,04	-9,30%
JESUPOLIS	1.493.062,45	-	-	1.493.062,45	1.691.682,23	-11,74%
JOVIANIA	6.458.481,09	-	140.293,29	6.598.774,38	6.555.759,08	0,66%
JUSSARA	10.021.547,86	-	-	10.021.547,86	11.157.527,25	-10,18%
LAGOA SANTA	1.303.753,40	-	-	1.303.753,40	1.367.323,11	-4,65%
LEOPOLDO DE BULHOES	5.657.016,43	-	80.868,41	5.737.884,84	6.123.975,36	-6,30%
LUZIANIA	130.754.803,35	801.243,14	3.291.948,76	134.847.995,25	128.141.906,00	5,23%
MAIRIPOTABA	1.565.743,60	-	36.312,36	1.602.055,96	1.778.197,14	-9,91%
MAMBAI	5.597.575,64	-	-	5.597.575,64	6.179.009,77	-9,41%
MARA ROSA	6.278.750,18	-	-	6.278.750,18	5.987.549,06	4,86%
MARZAGAO	1.835.058,27	-	-	1.835.058,27	1.743.168,98	5,27%
MATRINCHA	2.794.562,17	-	-	2.794.562,17	2.893.920,47	-3,43%
MAURILANDIA	6.871.467,80	-	-	6.871.467,80	6.800.895,81	1,04%
MIMOSO DE GOIAS	1.353.334,34	-	-	1.353.334,34	1.410.278,81	-4,04%
MINACU	19.215.432,04	-	-	19.215.432,04	18.935.069,86	1,48%
MINEIROS	48.501.992,88	-	1.129.529,36	49.631.522,24	49.101.146,18	1,08%

 Municípios	Estimativa Receita 2023 (impostos)	Complementação VAAT 2023	Complementação VAAR 2023	Estimativa Total Receita 2023 (impostos+VAAT+VAAF+VAAR)	Arrecadação 2022	Comparativo 22-23
MOIPORA	756.672,78	-	-	756.672,78	807.352,20	-6,28%
MONTE ALEGRE DE GOIAS	4.461.157,92	-	-	4.461.157,92	4.736.266,15	-5,81%
MONTES CLAROS DE GOIAS	4.687.652,68	-	-	4.687.652,68	6.711.635,68	-30,16%
MONTIVIDIU	11.802.236,12	-	284.658,64	12.086.894,76	11.952.666,88	1,12%
MONTIVIDIU DO NORTE	2.784.420,62	-	69.886,73	2.854.307,35	3.155.686,87	-9,55%
MORRINHOS	30.094.504,83	-	657.384,09	30.751.888,92	28.255.263,23	8,84%
MORRO AGUDO DE GOIAS	2.157.334,39	-	-	2.157.334,39	2.375.938,19	-9,20%
MOSSAMEDES	3.274.314,13	-	66.306,62	3.340.620,75	3.422.130,17	-2,38%
MOZARLANDIA	11.322.484,16	-	-	11.322.484,16	12.523.840,43	-9,59%
MUNDO NOVO	3.677.159,28	-	-	3.677.159,28	3.948.303,12	-6,87%
MUTUNOPOLIS	2.138.178,12	-	-	2.138.178,12	2.168.549,15	-1,40%
NAZARIO	6.373.968,12	1.528.191,04	-	7.902.159,16	6.810.457,58	16,03%
NEROPOLIS	18.510.593,88	-	210.307,08	18.720.900,96	18.400.197,47	1,74%
NIQUELANDIA	20.671.027,08	-	-	20.671.027,08	21.217.087,05	-2,57%
NOVA AMERICA	2.009.718,40	-	-	2.009.718,40	2.194.172,19	-8,41%
NOVA AURORA	1.246.284,58	-	-	1.246.284,58	1.344.962,65	-7,34%
NOVA CRIXAS	9.145.711,79	-	-	9.145.711,79	9.381.394,90	-2,51%
NOVA GLORIA	4.025.634,42	-	51.504,65	4.077.139,07	4.404.991,44	-7,44%
NOVA IGUACU DE GOIAS	1.873.934,23	-	-	1.873.934,23	1.656.621,55	13,12%
NOVA ROMA	2.014.789,18	-	-	2.014.789,18	2.114.811,84	-4,73%
NOVA VENEZA	4.937.247,65	-	131.652,65	5.068.900,30	5.014.111,10	1,09%
NOVO BRASIL	1.733.079,29	-	-	1.733.079,29	1.778.763,57	-2,57%
NOVO GAMA	59.656.014,53	-	792.341,89	60.448.356,42	58.379.460,23	3,54%
NOVO PLANALTO	2.635.959,50	-	61.713,38	2.697.672,88	2.783.706,85	-3,09%
ORIZONA	11.137.964,18	-	-	11.137.964,18	11.630.803,94	-4,24%
OURO VERDE DE GOIAS	3.068.947,61	-	69.051,86	3.137.999,47	3.033.075,78	3,46%
OUVIDOR	4.437.494,29	-	-	4.437.494,29	3.843.718,28	15,45%
PADRE BERNARDO	28.934.705,19	-	-	28.934.705,19	31.207.359,34	-7,28%
PALESTINA DE GOIAS	1.930.276,21	-	23.674,59	1.953.950,80	2.011.599,03	-2,87%

	Estimativa Receita 2023 (impostos)	Complementação VAAT 2023	Complementação VAAR 2023	Estimativa Total Receita 2023 (impostos+VAAT+VAAF+VAAR)	Arrecadação 2022	Comparativo 22-23
PALMEIRAS DE GOIAS	17.892.804,08	-	-	17.892.804,08	20.254.595,14	-11,66%
PALMELO	1.385.449,27	-	16.974,73	1.402.424,00	1.031.387,92	35,97%
PALMINOPOLIS	2.528.064,61	-	-	2.528.064,61	2.680.246,31	-5,68%
PANAMA	1.239.523,55	-	31.250,37	1.270.773,92	1.498.409,01	-15,19%
PARANAIGUARA	5.356.995,39	-	-	5.356.995,39	5.662.421,68	-5,39%
PARAUNA	8.280.862,41	-	-	8.280.862,41	8.380.603,69	-1,19%
PEROLANDIA	2.800.759,79	-	-	2.800.759,79	2.615.240,77	7,09%
PETROLINA DE GOIAS	3.575.462,01	-	-	3.575.462,01	3.661.461,57	-2,35%
PILAR DE GOIAS	1.670.539,69	-	35.546,20	1.706.085,89	1.975.303,56	-13,63%
PIRACANJUBA	15.185.853,68	-	328.636,25	15.514.489,93	15.153.749,86	2,38%
PIRANHAS	4.689.906,35	-	-	4.689.906,35	5.122.766,67	-8,45%
PIRENOPOLIS	15.883.930,81	-	368.311,75	16.252.242,56	15.716.316,73	3,41%
PIRES DO RIO	13.280.931,36	-	-	13.280.931,36	13.701.061,69	-3,07%
PLANALTINA	99.451.763,06	8.708.215,59	1.206.581,30	109.366.559,95	113.099.936,64	-3,30%
PONTALINA	11.550.950,88	-	263.373,62	11.814.324,50	11.004.312,02	7,36%
PORANGATU	30.775.115,94	-	-	30.775.115,94	33.054.403,86	-6,90%
PORTEIRAO	2.978.237,03	-	73.336,49	3.051.573,52	2.920.964,72	4,47%
PORTELANDIA	2.406.365,94	-	-	2.406.365,94	2.396.665,97	0,40%
POSSE	25.184.019,62	-	-	25.184.019,62	25.067.317,72	0,47%
PROFESSOR JAMIL	1.284.597,13	-	18.905,25	1.303.502,38	1.324.810,14	-1,61%
QUIRINOPOLIS	36.637.498,89	-	856.140,25	37.493.639,14	37.829.023,60	-0,89%
RIALMA	7.183.038,94	222.444,87	166.653,14	7.572.136,95	7.423.300,74	2,00%
RIANAPOLIS	2.463.834,76	-	35.857,77	2.499.692,53	2.366.126,98	5,64%
RIO QUENTE	3.924.218,86	-	83.294,46	4.007.513,32	3.722.594,68	7,65%
RIO VERDE	156.672.113,83	-	-	156.672.113,83	154.689.011,33	1,28%
RUBIATABA	12.842.590,76	-	154.392,77	12.996.983,53	14.910.367,72	-12,83%
SANCLERLANDIA	5.360.939,33	-	64.642,15	5.425.581,48	5.595.538,43	-3,04%
SANTA BARBARA DE GOIAS	4.173.813,82	-	-	4.173.813,82	4.521.758,66	-7,69%
SANTA CRUZ DE GOIAS	1.307.133,92	-	14.548,73	1.321.682,65	1.226.495,12	7,76%

 Municípios	Estimativa Receita 2023 (impostos)	Complementação VAAT 2023	Complementação VAAR 2023	Estimativa Total Receita 2023 (impostos+VAAT+VAAF+VAAR)	Arrecadação 2022	Comparativo 22-23
SANTA FE DE GOIAS	3.321.923,10	-	41.100,15	3.363.023,25	3.532.126,83	-4,79%
SANTA HELENA DE GOIAS	19.472.351,47	-	438.812,25	19.911.163,72	20.534.542,85	-3,04%
SANTA ISABEL	1.908.302,84	-	46.592,97	1.954.895,81	1.752.559,17	11,55%
SANTA RITA DO ARAGUAIA	3.435.170,48	-	-	3.435.170,48	3.636.543,28	-5,54%
SANTA RITA DO NOVO DESTINO	1.316.148,64	-	-	1.316.148,64	1.411.580,10	-6,76%
SANTA ROSA DE GOIAS	1.520.670,02	-	41.075,91	1.561.745,93	1.422.428,38	9,79%
SANTA TEREZA DE GOIAS	2.137.896,40	-	-	2.137.896,40	2.615.792,98	-18,27%
SANTA TEREZINHA DE GOIAS	8.202.828,77	790.025,96	-	8.992.854,73	8.562.446,84	5,03%
SANTO ANTONIO DA BARRA	2.841.889,44	-	-	2.841.889,44	2.890.809,91	-1,69%
SANTO ANTONIO DE GOIAS	4.911.893,75	-	121.988,53	5.033.882,28	5.206.473,83	-3,31%
SANTO ANTONIO DO DESCOBERTO	56.045.057,08	-	-	56.045.057,08	57.828.518,42	-3,08%
SAO DOMINGOS	7.261.072,58	-	-	7.261.072,58	7.529.499,57	-3,57%
SAO FRANCISCO DE GOIAS	3.987.885,30	467.435,93	-	4.455.321,23	4.400.937,24	1,24%
SAO JOAO DA PARAUNA	969.645,46	-	-	969.645,46	1.070.706,36	-9,44%
SAO JOAO D'ALIANCA	11.354.880,80	913.874,35	259.556,34	12.528.311,49	9.693.358,53	29,25%
SAO LUIS DE MONTES BELOS	21.155.286,39	-	480.059,75	21.635.346,14	21.626.420,34	0,04%
SAO LUIZ DO NORTE	3.277.412,94	-	-	3.277.412,94	3.521.407,11	-6,93%
SAO MIGUEL DO ARAGUAIA	13.895.058,94	-	150.591,40	14.045.650,34	13.982.108,29	0,45%
SAO MIGUEL DO PASSA QUATRO	3.736.318,36	-	-	3.736.318,36	4.509.005,87	-17,14%
SAO PATRICIO	1.116.134,61	-	-	1.116.134,61	1.172.289,83	-4,79%
SAO SIMAO	15.234.871,20	-	-	15.234.871,20	15.349.809,62	-0,75%
SENADOR CANEDO	144.969.039,60	13.650.954,99	-	158.619.994,59	146.596.353,37	8,20%
SERRANOPOLIS	5.605.463,52	-	125.561,66	5.731.025,18	5.394.574,73	6,24%
SILVANIA	12.299.454,08	-	-	12.299.454,08	12.198.558,31	0,83%
SIMOLANDIA	4.524.824,36	-	61.579,15	4.586.403,51	4.944.733,69	-7,25%
SITIO D'ABADIA	1.868.300,03	-	-	1.868.300,03	1.916.410,78	-2,51%
TAQUARAL DE GOIAS	1.762.377,11	-	-	1.762.377,11	1.955.582,81	-9,88%
TERESINA DE GOIAS	2.069.440,90	-	22.480,76	2.091.921,66	2.169.235,14	-3,56%
TEREZOPOLIS DE GOIAS	4.743.994,66	-	-	4.743.994,66	4.836.594,30	-1,91%

	Estimativa Receita 2023 (impostos)	Complementação VAAT 2023	Complementação VAAR 2023	Estimativa Total Receita 2023 (impostos+VAAT+VAAF+VAAR)	Arrecadação 2022	Comparativo 22-23
TRES RANCHOS	1.690.259,38	-	-	1.690.259,38	1.735.442,49	-2,60%
TRINDADE	86.391.410,56	4.780.172,27	-	91.171.582,83	91.419.299,59	-0,27%
TROMBAS	1.865.482,93	-	43.998,77	1.909.481,70	1.866.823,51	2,29%
TURVANIA	2.694.273,45	-	35.910,59	2.730.184,04	2.981.945,93	-8,44%
TURVELANDIA	5.146.276,39	-	125.562,98	5.271.839,37	5.281.168,62	-0,18%
UIRAPURU	2.115.077,90	-	-	2.115.077,90	2.019.556,19	4,73%
URUACU	19.886.183,30	-	-	19.886.183,30	18.640.453,24	6,68%
URUANA	7.752.656,35	-	178.485,62	7.931.141,97	8.382.692,91	-5,39%
URUTAI	2.006.901,30	-	-	2.006.901,30	2.008.879,14	-0,10%
VALPARAISO DE GOIAS	158.453.365,51	15.867.359,75	3.219.728,76	177.540.454,02	156.502.111,20	13,44%
VARJAO	2.141.558,63	-	46.673,85	2.188.232,48	1.881.744,95	16,29%
VIANOPOLIS	9.379.531,00	-	-	9.379.531,00	9.332.057,52	0,51%
VICENTINOPOLIS	7.449.536,51	-	-	7.449.536,51	7.446.250,85	0,04%
VILA BOA	5.560.671,65	-	-	5.560.671,65	6.189.187,01	-10,16%
VILA PROPICIO	4.229.310,67	-	-	4.229.310,67	4.625.908,79	-8,57%
TOTAL GERAL	4.332.508.336,31	64.258.844,12	91.356.392,95	4.450.676.425,34	4.459.215.076,37	-0,19%